

→ FALL 2018 REGISTRATION ←
AND FEE GUIDE

TAKE THE NEXT STEP

SECURE YOUR SPOT IN YOUR PROGRAM TODAY

 **MOHAWK**
FUTURE READY



Welcome to Mohawk

We're here to help you succeed even before you start class!

This guide is your go-to resource for securing your spot in your program and getting ready to become a Mohawk student. You'll find answers to when and how to pay your fees, select your timetable to register, and get ready for your first day of class.

Need help paying for college? In addition to applying to OSAP (Ontario Student Assistance Program), Mohawk has scholarships, awards, bursaries and jobs on campus that you may qualify for.

You'll also find information about the wide range of student services available to you, including a variety of online tools, the Mo' Money Resource Centre, Start Smart sessions, the Library and more.

We are delighted you have chosen Mohawk and are committed to providing you with a future ready education and an unforgettable student experience.

Welcome to Mohawk! We can't wait to meet you!

✔ Your college ready checklist

You're on your way to becoming a Mohawk student. Use this handy checklist to keep track of what you need to do before you start your first semester.

✔	Do your research
✔	Apply at ontariocolleges.ca
✔	Receive and accept your offer – congratulations!
○	Secure your spot – pay your tuition deposit by the due date, see page 6 for instructions.
○	Fill out a Financial Need Assessment Profile (FNAP) – see page 7
○	Apply for Mohawk awards – see page 7
○	Complete your Assessments for Success – see page 8
○	Sign up for Get Set and Start Smart sessions – see page 9
○	Select your timetable to register – see page 10
○	Get your ONE Card – see page 11
○	Attend Day One Orientation – see page 13
○	Begin your classes!

Refer to the back cover for important dates and deadlines.

Did you know?

As a Mohawk student you'll participate in different learning environments including classroom, online, work-integrated learning experiences and a combination of face-to-face and online.

Mohawk students have access to computers and Wi-Fi at all campuses. Students can also borrow laptops and other tech accessories for short or longer use.

Need tech support?



In person



Chat



Phone

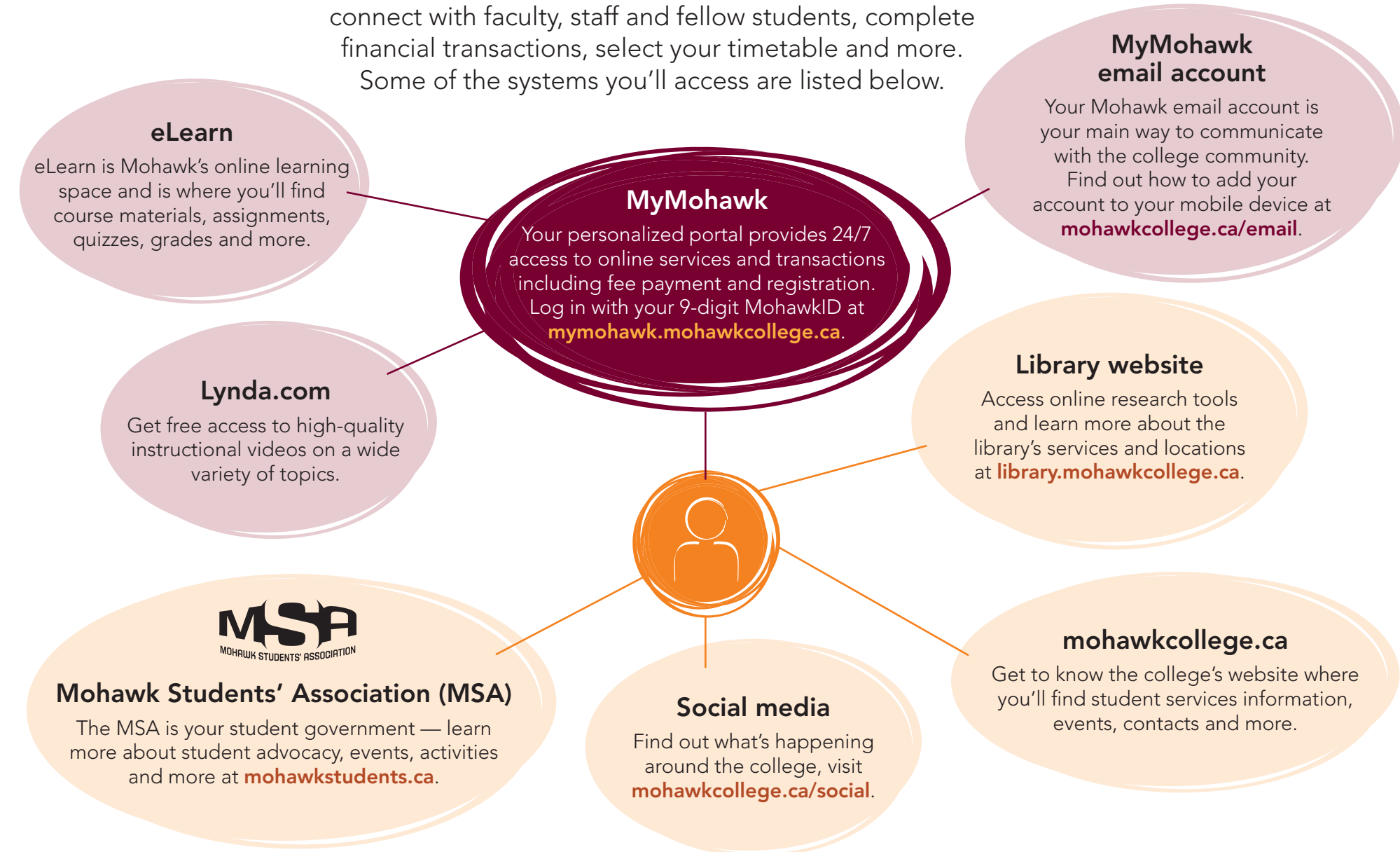


Email

Learn more at mohawkcollege.ca/techsupport

An introduction to the online tools you'll use at Mohawk.

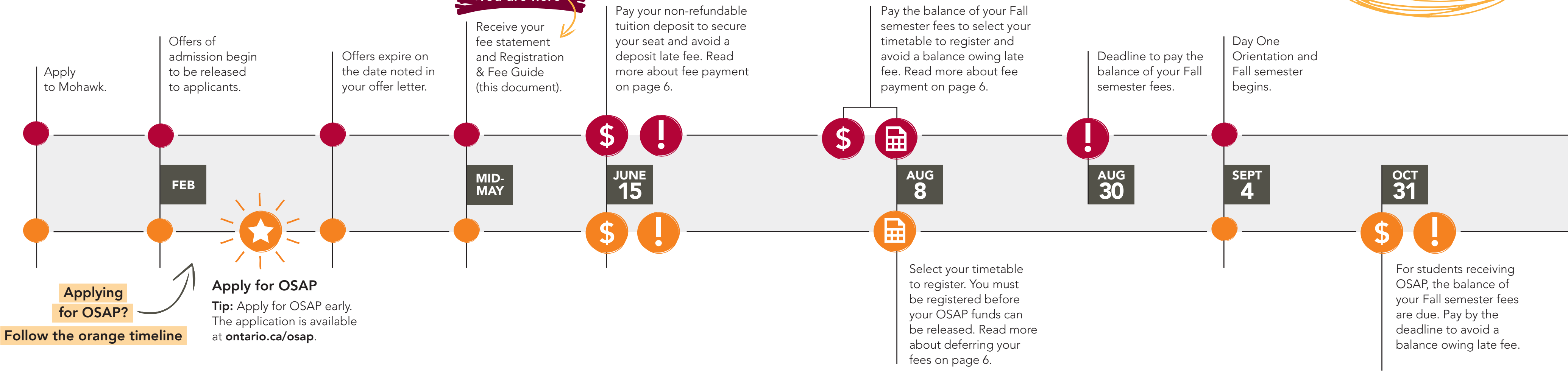
Get familiar with Mohawk's online systems where you'll connect with faculty, staff and fellow students, complete financial transactions, select your timetable and more. Some of the systems you'll access are listed below.



Your college ready timeline

If you applied after September 2018, refer to your fee statement for fee deadlines.

You are here



Legend

- Important payment deadline
- A late fee of \$150 is charged if you pay after the due date

- Timetable selection/registration

Sponsored students: Read more about your payment options on page 6.



Secure your spot

Pay your tuition deposit by the due date.



You may choose to pay your fees by one of the following options:

Option A: Pay the total amount owing by the tuition deposit deadline indicated on your fee statement.

Option B: Pay the \$500 non-refundable tuition deposit by the due date indicated on your fee statement. A \$150 deposit late fee will be charged after the due date listed on the fee statement. Payments made after the due date do not guarantee a spot in the program as offers may be extended to waitlisted applicants. Please contact a Student Services Coach at coach@mohawkcollege.ca when paying past the tuition deposit due date to confirm space remains in the program.

Next, you'll need to pay the balance of your full tuition to select your timetable and register. Or, if you are applying for OSAP, you may defer the balance of your

fees owing by providing verification of your OSAP eligibility. Read more about deferring fees in the Terms and Definitions section (see below).

Option C: If your education is being funded by an employer or agency, please attach a letter from your sponsor to your fee statement and submit it by the tuition deposit due date on your fee statement. Alternatively, your sponsor can send a sponsorship letter on letterhead to Accounting by fax at 905-575-2330 or email at arsponsors@mohawkcollege.ca.

Receipt of your sponsorship letter by the tuition deposit deadline on your fee statement will secure your seat in your program and enable you to select your timetable to register.

TERMS AND DEFINITIONS

Ancillary fees – Learn more about ancillary fees and the services they support at mohawkcollege.ca/fees and mohawkstudents.ca.

Bus pass fee – Read more about the bus pass fee on page 12 or online at mohawkstudents.ca.

Health and dental plan fee – The Mohawk Students' Association (MSA) provides students with extended health and dental coverage, as well as other services not covered by the Ontario Health Insurance Plan (OHIP) including prescription drugs, vision and dental care, and more. The plan can also be extended to a spouse or dependents. Already have coverage? You may choose to opt out. Visit ihaveaplan.ca and enter "Mohawk College (MSA)" to learn more.

Holdback fee – Students who choose to withdraw from the college must formally withdraw by the tenth day of class to be eligible for a tuition refund less the \$500 holdback fee. Lack of attendance or OSAP denial does not constitute a formal withdrawal. Students who withdraw after the tenth day of class are responsible for paying their full fees for the semester. Learn more at mohawkcollege.ca/fees.



Fill out your Financial Need Assessment Profile (FNAP)

Each semester, complete your Mohawk awards application to determine your eligibility for available scholarships and bursaries, as well as the Campus Student Employment Program (CSEP).

Learn more at mohawkcollege.ca/financial-assistance.



Apply for Mohawk awards

Hundreds of scholarships and bursaries are available to students through the Mohawk College Foundation. Thanks to our generous donors in the community, students have access to more funding opportunities.

Get help paying for college

Ontario Student Assistance Program (OSAP)

OSAP is a federally and provincially sponsored grant and loan program for eligible students. Funding is available for both full- and part-time postsecondary students, and is based on a number of factors, including your family income. Apply online at ontario.ca/osap.



Financial Literacy and Education

When you're in school, managing your money can be complicated. Mo' Money can help you figure it out. Learn more at mohawkcollege.ca/momoney.



Reality Cheque

Every decision you make within our online Reality Cheque game has a financial cost. Find your reality at realitycheque.ca.

OSAP balance due date – If you are funding your education through OSAP you may choose to pay the \$500 tuition deposit by the due date and the balance of your fees by Wednesday, October 31, 2018. A \$150 deferral balance owing late fee will be applied to after this date. Students must check their account summary in MyMohawk to confirm all fees have been paid. Visit mohawkcollege.ca/register for instructions.

How you can pay

- 1. Online** – Pay online with VISA or Mastercard. Visit mohawkcollege.ca/fees for instructions.
- 2. Electronic banking** – Take your SBID number (on your fee statement) to your banking institution or pay through your banking website. Allow three to five business days for processing.
- 3. Mail** – Send a certified cheque, money order or credit card number (VISA or Mastercard with expiry date and signature) with the bottom portion of your fee statement. Students are advised not to send cash through the mail.
- 4. In person** – Bring your fee statement to The Square at any campus and pay with cash, certified cheque, debit card, VISA or Mastercard.

Student activity fee – The student activity fee (SAF) is collected by Mohawk College on behalf of the Mohawk Students' Association (MSA), Mohawk's student government. The SAF is used by the MSA to invest in services, events, facilities and student advocacy. Learn more about the many services provided by the MSA at mohawkstudents.ca.



Complete your Assessments for Success

Assessments for Success are required for first semester Mohawk students and are designed to assess your skills and help you succeed. Results of your assessment do not affect your offer of admission.

Visit mohawkcollege.ca/assessment for instructions and to book your assessment.



Sign up for Get Set and Start Smart sessions

We're here to help you prepare for college

Get Set

Sign up for a **Get Set** session offered throughout the summer starting in July. Get Set is a small one-hour group session facilitated by a student services staff member and a current Mohawk student to help answer your questions, review important deadlines, get tips for success, and a chance to get to know our online systems and on-campus services.

Register for a session at mohawkcollege.ca/getset.

Start Smart

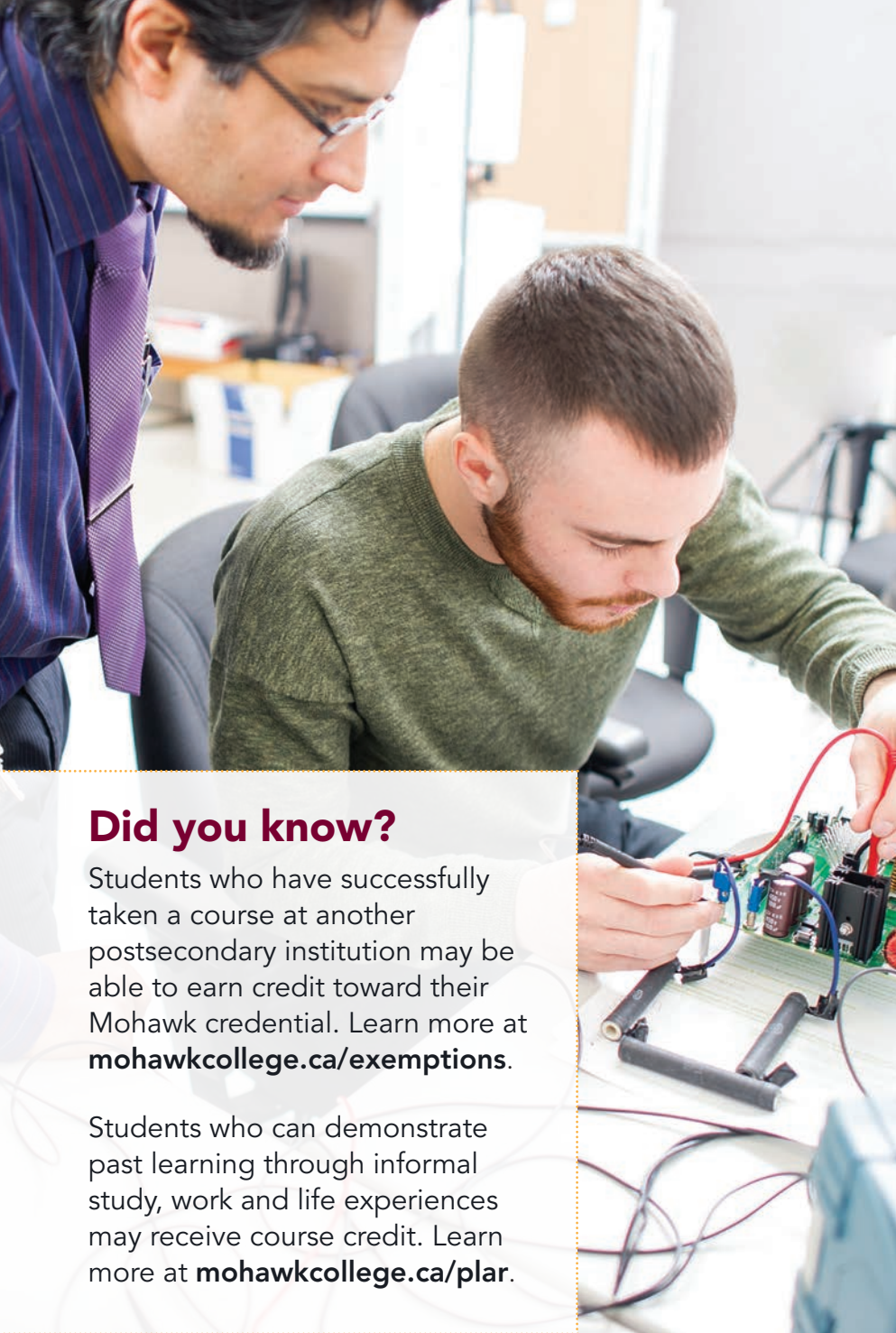
Want a more in-depth campus experience? Join the hundreds of students who have attended **Start Smart**, a one-day program that offers you the opportunity to learn how to use our online technologies and eLearn system, finance your education, manage your time, and help you succeed at Mohawk. Start Smart is offered June 28, July 26 and August 30.

Register for a session at mohawkcollege.ca/startsmart.

Get the help you need

If you know or suspect you have a disability, register with **Accessible Learning Services (ALS)** to access a full range of services. Learn more at mohawkcollege.ca/als, visit us in The Square at all campuses, or call:

- **Fennell Campus:** 905-575-2211
- **Institute for Applied Health Sciences at McMaster:** 905-575-1212, ext. 6107
- **Stoney Creek Campus for Skilled Trades:** 905-575-1212, ext. 5401



Select your timetable to register

Before you can select your timetable and register one of the payment options listed on page 6 must be met.

Step 1: Find out when you can select your timetable

You'll select your timetable online in MyMohawk. Timetable selection dates vary by program and begin as early as Wednesday, August 8, 2018. Find the date and time that timetable selection begins for your program in MyMohawk on Wednesday, July 25, 2018.

No computer? No problem! Computers are available in The Square at all campuses.

Step 2: Select your timetable

Most programs have predefined courses each semester that are grouped together in timetable blocks. Most programs will have a choice of timetable blocks, however, if your program has only one timetable block, you are still required to select that block to complete your registration. You'll also select elective courses at this time if they are required for your program.

Step 3: View your timetable

Confirm your selected timetable and review it before classes start as changes to timetables are sometimes necessary. To view your timetable log in to MyMohawk and select the 'Academics' link, then select the 'View my timetable' link under 'Academic profile'.

Congratulations!
You're now ready to begin your semester.

Did you know?

Students who have successfully taken a course at another postsecondary institution may be able to earn credit toward their Mohawk credential. Learn more at mohawkcollege.ca/exemptions.

Students who can demonstrate past learning through informal study, work and life experiences may receive course credit. Learn more at mohawkcollege.ca/plar.

How to read your timetable

Program: Business; (3201FFMAA)
Sep 06, 2018–Dec 15, 2018

Program code and block registration code (unique to each program)

Monday	Tuesday	Wednesday	Thursday	Friday
	Course →	MATH MA101		
	Campus and room location →	11735 ←	CRN (course registration number)	
	Course time →	FE E004		
		9:00 am-10:29 am		
		Course Start: 06-SEP-2018	MRKT CB158	
		Course End: 15-DEC-2018	11950	
		Full course duration	FA A123	
			9:30 am-10:59 am	
			Course Start: 06-SEP-2018	
			Course End: 15-DEC-2018	

Sample timetable

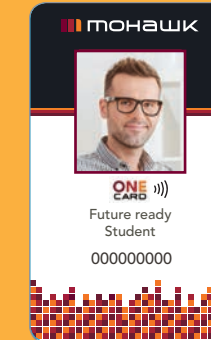
LEGEND: FE (Fennell E-Wing)
FA (Fennell A-Wing)

Legend indicating campus and wing



Get your ONE Card

Your ONE Card is your student card and so much more. Skip the lineups and upload your photo online. Find locations on and off campus to use your card and get instructions on how to load funds at mohawkcollege.ca/one-card.



Services for Indigenous students

Indigenous Education & Student Services offers a wide range of services and activities for our Indigenous students designed to make your experience here at the college both interesting and fun. Services include:

- Indigenous Centre & Lounge
- Student workshops and events
- Indigenous Peer Tutoring
- Elder as Resource program
- ... and more

Visit mohawkcollege.ca/indigenous to learn more or call 905-575-1212, ext. 3428



We're here for YOU!

As a student, you'll have access to on-campus services and supports that will help you get the most out of your Mohawk experience:

- Academic and learning supports
- Activities and student leadership
- Athletics and recreation
- Employment opportunities
- Events, concerts and social activities
- Health and wellness
- Library, study space and tech support
- Mohawk Students' Association
- Mo' Money Resource Centre
- Student Success Advisors
- Transportation and parking
- Off-campus housing and residence
- On-campus retail and food services

For a full list of services for students, visit mohawkcollege.ca/studentlife.

Your bus pass and other transportation options

All full-time students are eligible for a HSR (Hamilton Street Railway) bus pass. This service, offered by the **Mohawk Students' Association (MSA)**, allows full-time students to ride on HSR transit each semester—including weekends. Read more at mohawkstudents.ca.

Planning on walking, biking or driving to school? Visit mohawkcollege.ca/transportation for information, parking rates and more.



Attend Day One Orientation

Participate in Day One Orientation, the most important day of your academic career (other than graduation). Day One Orientation happens on Tuesday, September 4 at each campus and features your program's launch, a college welcome, social events and more. Get all the details at mohawkcollege.ca/orientation.

Ask us!

Learn more at library.mohawkcollege.ca

Your Mohawk Library

The Library at Mohawk is the top destination for academic resources, study space and digital support.

Get 24/7 access to Library resources online

- Research Guides
- eBooks
- Online databases, journals and videos

Get tech support at the Library TECH BAR

- Wi-Fi setup
- eLearn
- Office 365 tips
- Digital tools for assignments
- Email assistance

Study space

- Quiet and silent study for individuals
- Collaborative, bookable group space
- Access to PCs
- Printing and copying



Important dates

What's next? Your tuition deposit is due on the date indicated on your fee statement. Secure your spot in your program and avoid late fees by paying on time.

JUNE 2018

S	M	T	W	T	F	S
					1	2
3	4	5	6	7	8	9
10	11	12	13	14	15	16
17	18	19	20	21	22	23
24	25	26	27	28	29	30

June 15 **Non-refundable tuition deposit due** for new and returning domestic students. Returning students please refer to your personal fee statement. Late fee will apply after this date.

June 28 **Start Smart session**

JULY 2018

S	M	T	W	T	F	S
1	2	3	4	5	6	7
8	9	10	11	12	13	14
15	16	17	18	19	20	21
22	23	24	25	26	27	28
29	30	31				

July 2 College closed for Canada Day

July 25 Timetable registration dates posted—find the date for your program.

July 26 **Start Smart session**

AUGUST 2018

S	M	T	W	T	F	S
				1	2	3
				4		
5	6	7	8	9	10	11
12	13	14	15	16	17	18
19	20	21	22	23	24	25
26	27	28	29	30	31	

Aug 6 College closed for Civic Holiday

Aug 8 Fall timetables begin to be posted – registration starts.

Aug 30 **Deadline for full fee payment** – late fee will apply after this date.

Start Smart session

Aug 31 Special authorization/add period begins.

SEPTEMBER 2018

S	M	T	W	T	F	S
						1
2	3	4	5	6	7	8
9	10	11	12	13	14	15
16	17	18	19	20	21	22
23	24	25	27	27	28	29
30						

Sept 3 College closed for Labour Day

Sept 4 **Day One Orientation** events for new students.

Sept 5 Classes start for new and returning students.

Sept 18 Last day to apply for course exemption(s) and to add or drop courses for a tuition refund (if applicable).

OCTOBER 2018

S	M	T	W	T	F	S
						1
						2
						3
7	8	9	10	11	12	13
14	15	16	17	18	19	20
21	22	23	24	25	26	27
28	29	30	31			

Oct 8 College closed for Thanksgiving

Oct 22-26 Fall break

Oct 31 Balance of deferred Fall fees due. Late fee will apply after this date.

NOVEMBER 2018

S	M	T	W	T	F	S
					1	2
					3	
4	5	6	7	8	9	10
11	12	13	14	15	16	17
18	19	20	21	22	23	24
25	26	27	28	29	30	

Nov 16 Last day to withdraw without academic penalty.

Connect with us online

 mohawkcollege.ca  [/mohawkcollege](https://www.youtube.com/mohawkcollege)

  [@mohawkcollege](https://www.facebook.com/mohawkcollege)  [@mohawk.college](https://www.instagram.com/mohawk.college)

Alternative formats available upon request.
mohawkcollege.ca/accessibility

Version: #18438. Fall 2018.